

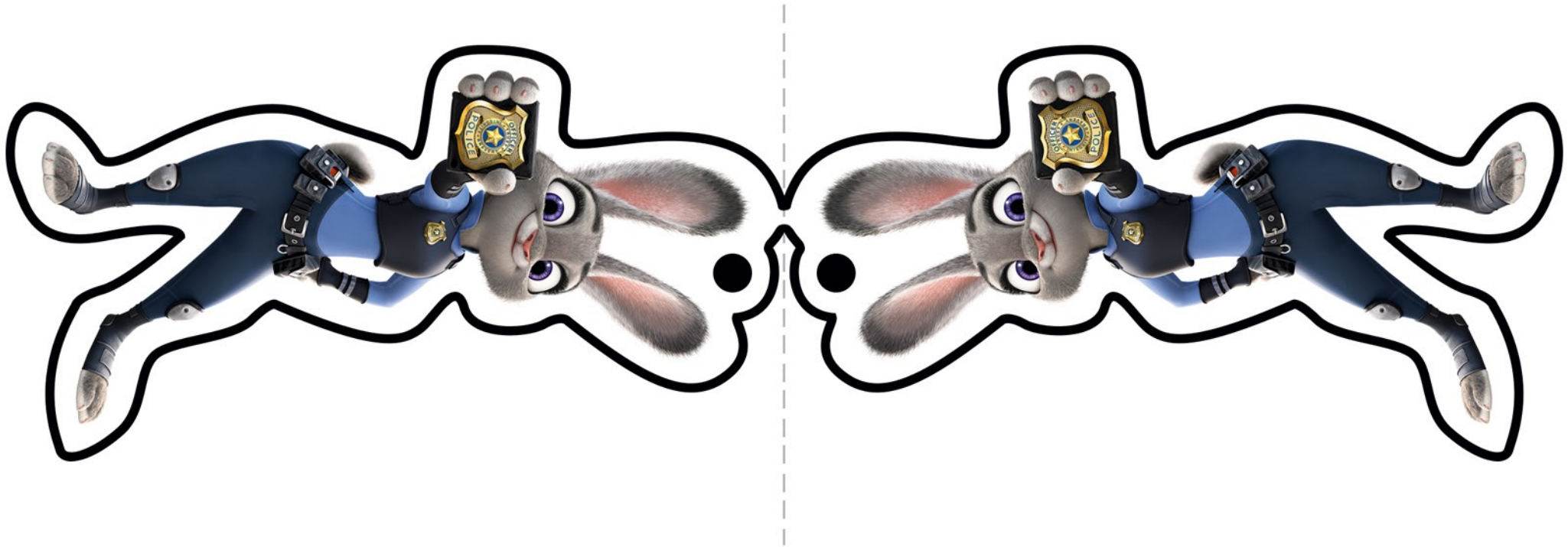
Disney  
**ZOOPIA**  
IN THEATERS MARCH 4  
© Disney

# CHARACTER ORNAMENTS



## DIRECTIONS:

Cut along the edge of the solid black line. Fold in half along the dotted line. Glue the opposite ends together. Punch a hole through the circle. Tie a string through the top to hang.



# JUDY HOPPS


Disney  
**ZOOtopia**  
IN THEATERS MARCH 4  
© Disney

# CHARACTER ORNAMENTS



## DIRECTIONS:

Cut along the edge of the solid black line. Fold in half along the dotted line. Glue the opposite ends together. Punch a hole through the circle. Tie a string through the top to hang.



# NICK WILDE




Disney  
**ZOOPIA**  
IN THEATERS MARCH 4  
© Disney

# CHARACTER ORNAMENTS



## DIRECTIONS:

Cut along the edge of the solid black line. Fold in half along the dotted line. Glue the opposite ends together. Punch a hole through the circle. Tie a string through the top to hang.



Disney  
**ZOOPIA**  
IN THEATERS MARCH 4  
© Disney

# CHARACTER ORNAMENTS



## DIRECTIONS:

Cut along the edge of the solid black line. Fold in half along the dotted line. Glue the opposite ends together. Punch a hole through the circle. Tie a string through the top to hang.



## NICK & JUDY