

FOOD



Po-tstickers Dipping Sauce Challenge

A true dragon warrior must rely on his or her senses. Using a blindfold, the shifu will test your skills by dipping a potsticker in one of these sauces - soy sauce, sweet & sour sauce, black bean peanut butter sauce, honey mustard, ketchup or ranch. You must correctly identify the type of dipping sauce used for the po-tstickers tasting challenge!



Fortune Cookies

Pull existing fortunes from fortune cookies using tweezers and slip your own custom message into the cookies! Dip them in white and milk chocolate for a black and white panda look.



Panda Power Cupcakes

Bake a batch of small chocolate cupcakes. Once cooled enough to decorate, start by putting a small amount of vanilla frosting on the cupcakes. Dip or press the frosted cupcake into a bowl of sanding sugar to cover all the frosting. Create the panda nose, eyes and ears using chocolate chips. Use chocolate sprinkles to create the mouth.



GAMES

Shi-fu says

Similar to Simon Says, choose one child to lead a group to do kung fu poses and moves. Play the Kung Fu Panda soundtrack in the background for even more fun!



Dragon Warrior Obstacle Course

Set up an obstacle course with different stations where your dragon warriors are challenged to do jumping jacks, demonstrate a kung fu move, jump rope, and walk balanced along a line of tape.

Panda Bowling

Decorate empty 2-liter soda bottles like pandas and use a soccer ball to knock them over!



DECORATIONS

Chinese Lanterns

Using red and yellow paper, cut a 1-inch wide strip off on one short side and put it aside as this will be the handle. Fold the paper in half lengthwise. Start from the folded edge, cut a straight line about an inch from one short edge. Cut more straight lines about one inch apart until you get to the other short edge. Unfold the paper. Form the paper into a tube shape and staple the top and bottom corners. Staple the handle on one end. You can hang these with a long strip of paper or a string.



Mei Mei's Fan

Use decorative paper that is the same size long as it is tall. Pleat the paper into an accordion fold with the pleats about half an inch wide. Glue two wooden chopsticks, one on each end fold of the paper (bookend) leaving two inches of each edge extended from the paper. Tie the two inch extended part of the chopsticks together (the parts not glued to the end folds of the paper) with a ribbon. Pull the sticks away from each other to create the fan.

DREAMWORKS KUNG FU PANDA 3

- INSTRUCTIONS
- Print out the invite
 - Cut along the dotted lines
 - Fold in half horizontally
 - Fold in half again vertically

PARTY PACK INVITES

KUNG FU PANDA 3 © 2015 DREAMWORKS ANIMATION L.L.C. ALL RIGHTS RESERVED



RSVP:

PLACE:

TIME:

DATE:

TO:



YOU'RE INVITED!



DREAMWORKS KUNG FU PANDA 3

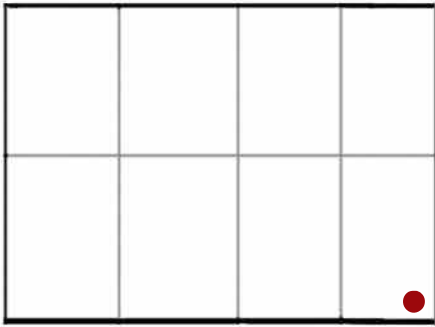
INSTRUCTIONS

Cut out the circles and tape one end of the lollipop stick or toothpick to the back. Insert the other end into the cupcake. Decorate all your dragon warriors' party sweets with these Cupcake Toppers.

PARTY PACK CUPCAKE TOPPERS

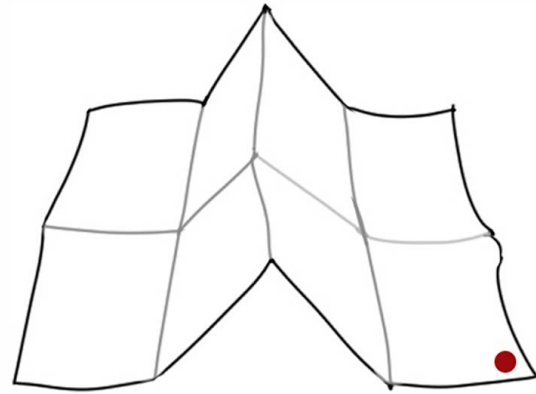


How to Make Your Own Mini Coloring Book!



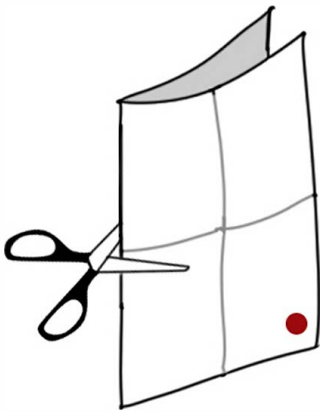
1

Have an adult help you with this. After you print *Kung Fu Panda 3 Mini Coloring Book* onto a standard 8 1/2 x 11 inch sheet of paper, fold it into eight even parts. (the little dot is the front page of the magazine and helps you tell where you are)



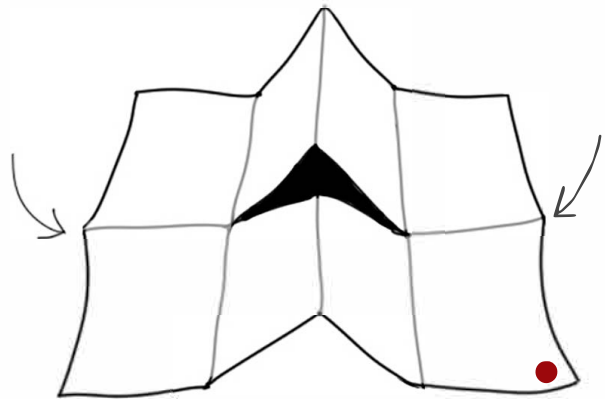
2

Now crease the folds so the paper naturally rests.



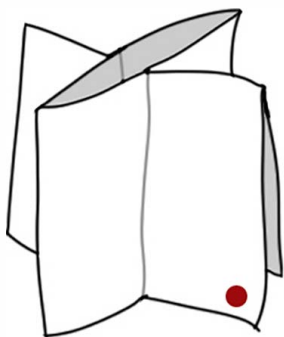
3

Fold the paper in half and cut it halfway through.



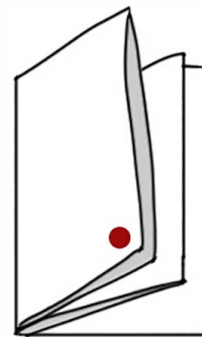
4

Place the paper down. Now put your index fingers where the arrows are, and lift up while folding the sheet lengthwise over your fingers.



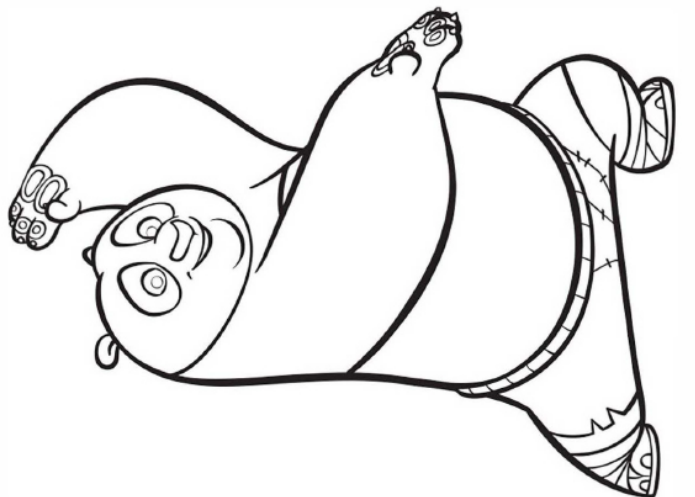
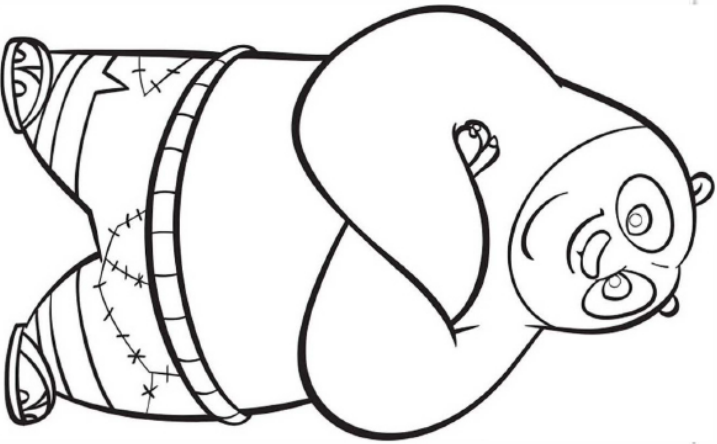



5

While you're folding the paper lengthwise in Step 4, the middle of the sheet should buckle so that it naturally folds.



6

Congrats! Now you have your eight page *Kung Fu Panda Mini Coloring Book!*





ALL RIGHTS RESERVED © 2016 DREAMWORKS ANIMATION LLC. ALL RIGHTS RESERVED © DREAMWORKS

DREAMWORKS KUNG FU PANDA 3

PARTY PACK LABELS

Throw the Po-fect Kung Fu Panda theme party with these festive labels!
Personalize them for your little dragon warriors to decorate birthday party favors, food labels, name tags, place cards or turn them into stickers!



DREAMWORKS KUNG FU PANDA 3

PARTY PACK BANNERS



Print these patterns out then tape them to string for a fun banner! Or tape them to sticks and make flags to put in potted plants or along your walkway!

DREAMWORKS KUNG FU PANDA 3

PARTY PACK BANNERS



Print these patterns out then tape them to string for a fun banner! Or tape them to sticks and make flags to put in potted plants or along your walkway!

DREAMWORKS
**KUNG FU
PANDA
3**

**PARTY PACK
BANNERS**



Print these patterns out then tape them to string for a fun banner! Or tape them to sticks and make flags to put in potted plants or along your walkway!